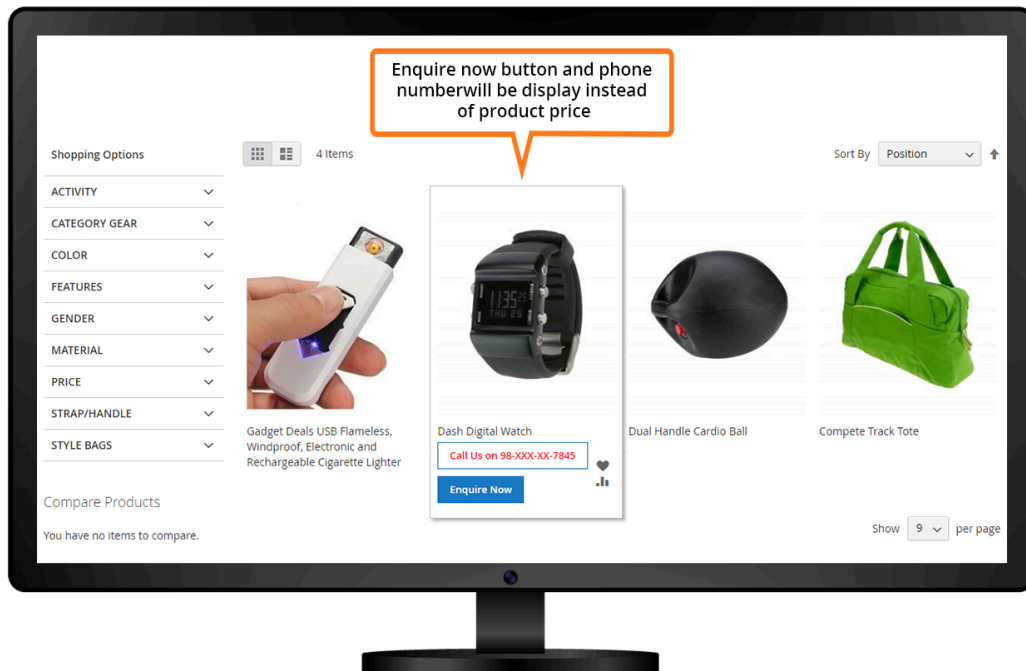


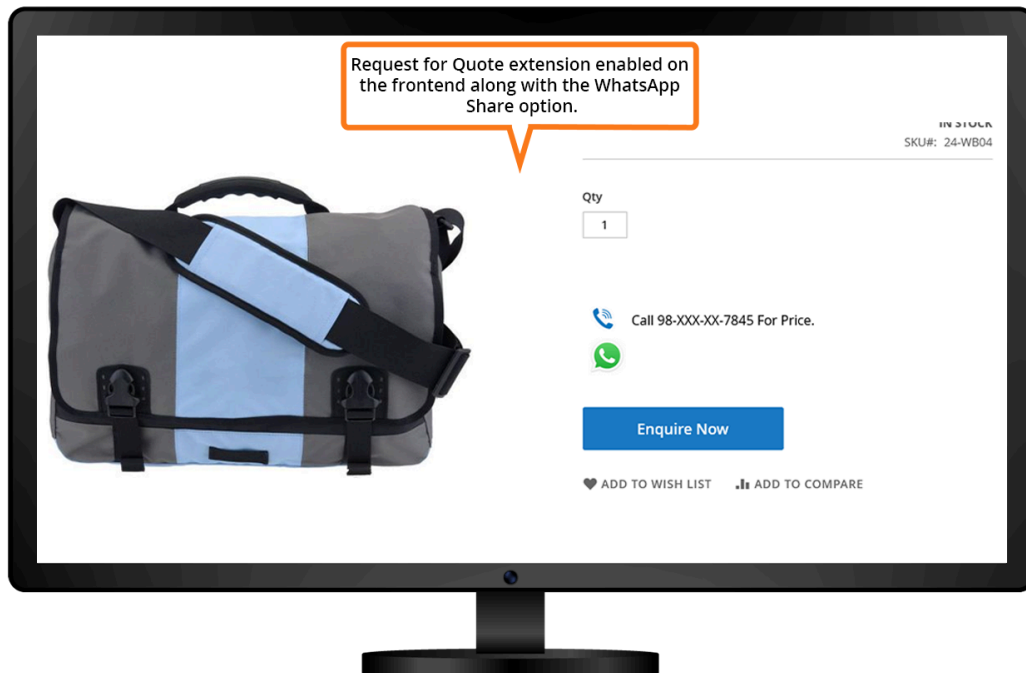
Magento 2 Request for Quote Extension User Guide

1. Frontend Configuration

In the frontend, you can showcase the “Enquire Now” button and phone number, instead of the product price.

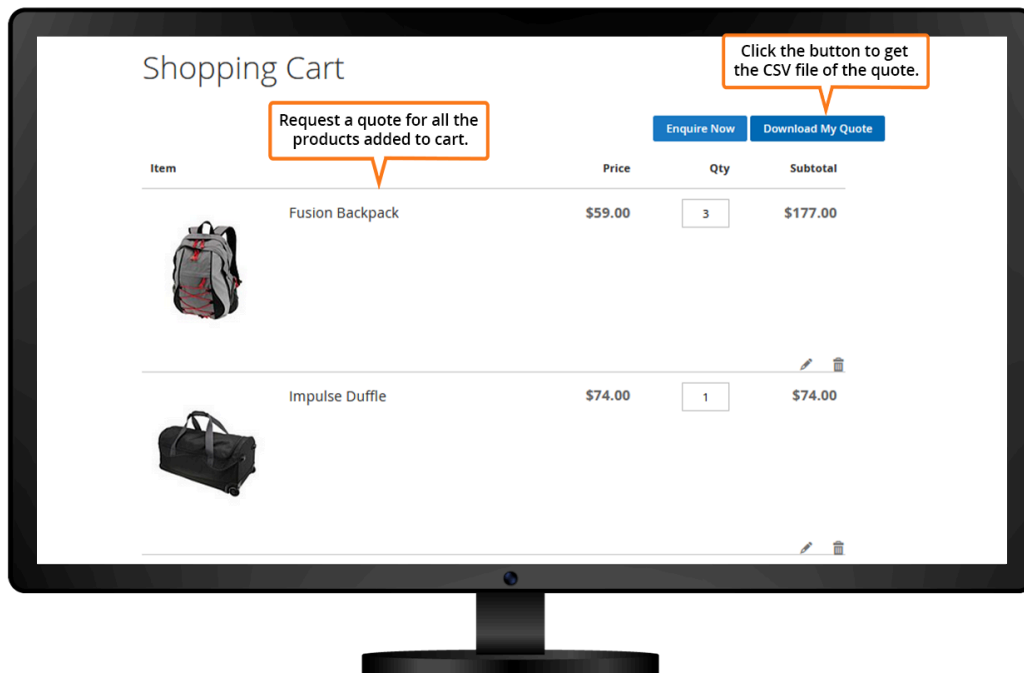


The admin can display the Enquire now button along with the phone number & Whatsapp option on the product page.



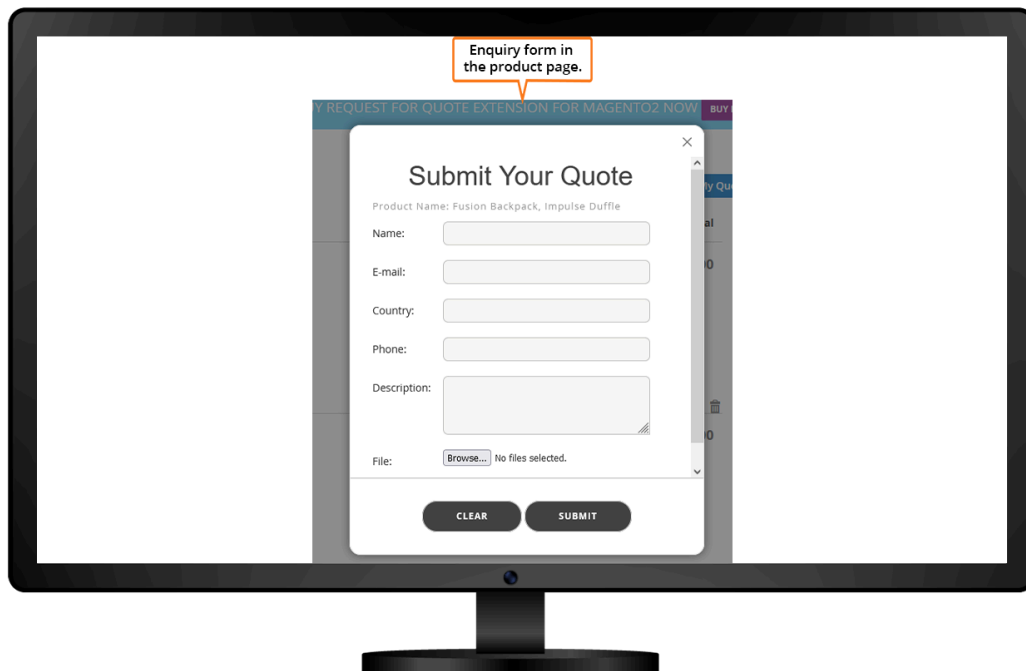
The customers can request a quote for all the products added to the cart.

You simply need to click the “Download My Quote” button to get the CSV file of the quote.

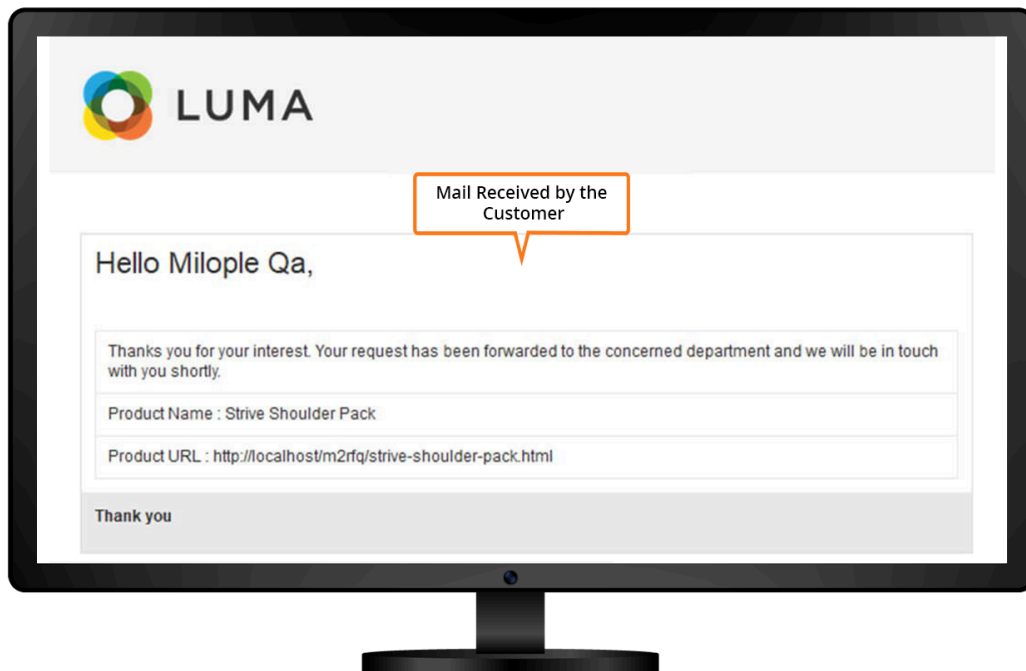


Once after clicking on the “Enquire Now” button, the quote enquiry form opens up where users can fill in the details and add the quote request message. The users can fill details such as name, email, country, phone number, description and agree to the terms and conditions.

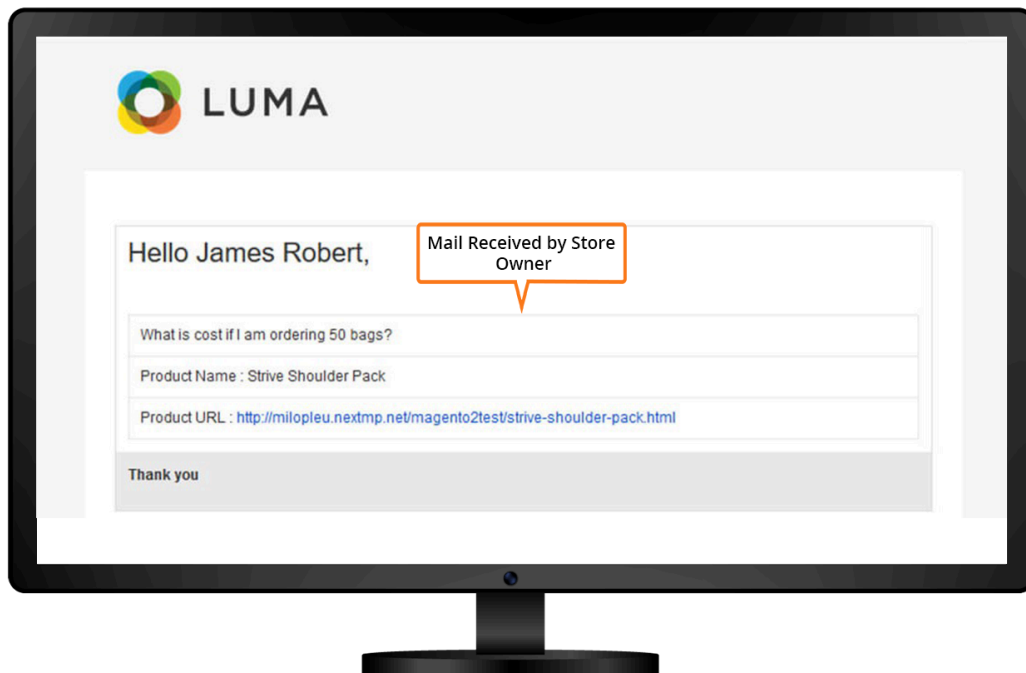
The users can read the privacy policy and agree to the terms and conditions. They can further click to submit the quote enquiries.



Once as soon as the customer submits a quote, the customer receives an email.



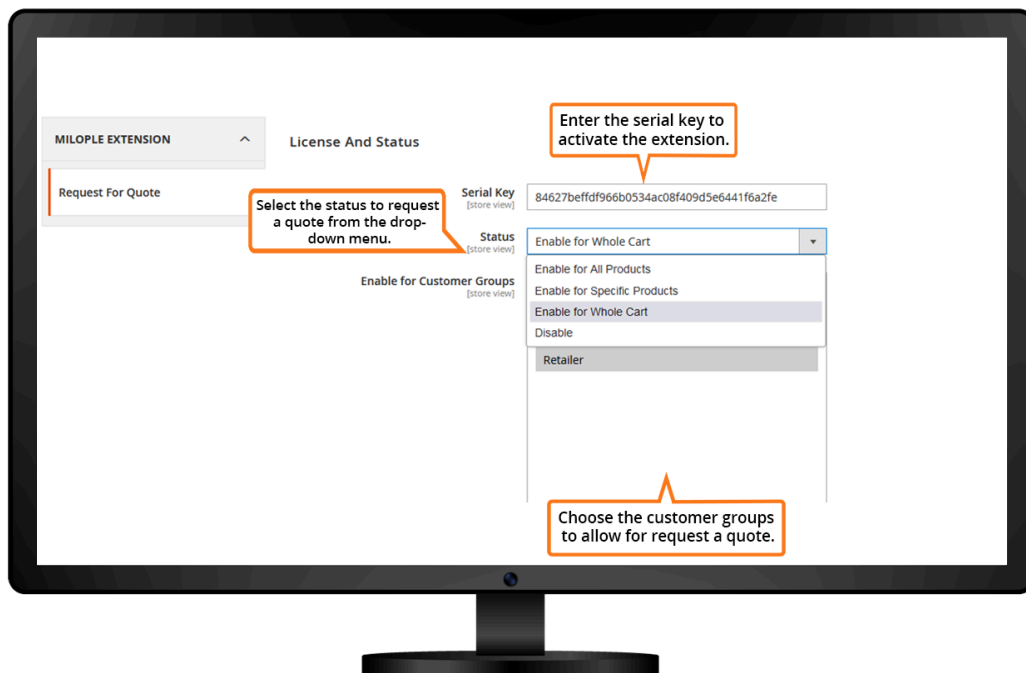
The shopper receives a mail about the enquiry regarding the product pricing.



The admin can enter the serial key to activate the extension.

Allows admin to choose the status to request a quote for all products, specific products or whole cart.

Facilitates to choose a customer group for allowing a request for quote.



The admin can set the call us on a label to display the phone number.

Allows admin to enter the code for the label color.

Magento 2 Request for Quote extension allows uploading images that is to be displayed instead of price.

The admin can add contact number, add enquiry button, button text, form title and other related information.

Call Us On Label [store view]
Call Us on 98-XXX-XX-7845
Applies on all product listing pages like category page, search result page etc. Maximum 25 characters allowed.

Call Us On Label Color [store view]
#ff0000
Applies on all product listing pages like category page, search result page etc.

Request For Quote Image [store view]
 No file selected.
☐ Delete Image
Applies only on Product Page. Allowed file types: jpeg, gif, png.

Call Us On Contact Number [store view]
Call 98-XXX-XX-7845 For Price.
Applies only on Product Page. Maximum 30 characters allowed.

Show Enquiry Button [store view]
Enable

Enquire Now Button Text [store view]
Enquire Now
Applies on all product listing pages like category page, search result page etc. Maximum 15 characters allowed.

Enquiry Form Title [store view]
Enquiry Form
Applies for title of the enquiry form. Maximum 15 characters allowed. Example: Enquiry Form for Fusion Backpack.

Annotations:

- Upload image which you want to show instead of price (points to Request For Quote Image)
- Enter contact number, add button and button text, form title and other information (points to Call Us On Contact Number, Show Enquiry Button, Enquire Now Button Text, and Enquiry Form Title)

The admin can set yes to enable the WhatsApp chat.

Facilitates admin to add the WhatsApp number on which they want to receive inquiries.

Option to enter the message that they want to set.

Allows the admin to choose the WhatsApp icon that they want to display.

The screenshot shows a 'General Settings' interface for WhatsApp chat configuration. The settings are as follows:

- Enable WhatsApp Chat** [store view]: A dropdown menu set to 'Yes'. A callout box says: 'Select yes to enable Whatsapp chat.'
- WhatsApp Number** [store view]: A text field containing '+919558337374'. A callout box says: 'Enter the Whatsapp number on which you want to receive inquiries.'
- Message** [store view]: A text field containing 'test'. A callout box says: 'Enter the message that you want to set.'
- WhatsApp Chat Image** [website]: A section with a 'Browse...' button, 'No file selected.', a 'Delete Image' checkbox, and the text 'WhatsApp Chat Image to be shown on frontend'. A callout box says: 'Select the WhatsApp icon that you want to show.'

Each field has a 'Use system value' checkbox to its right.

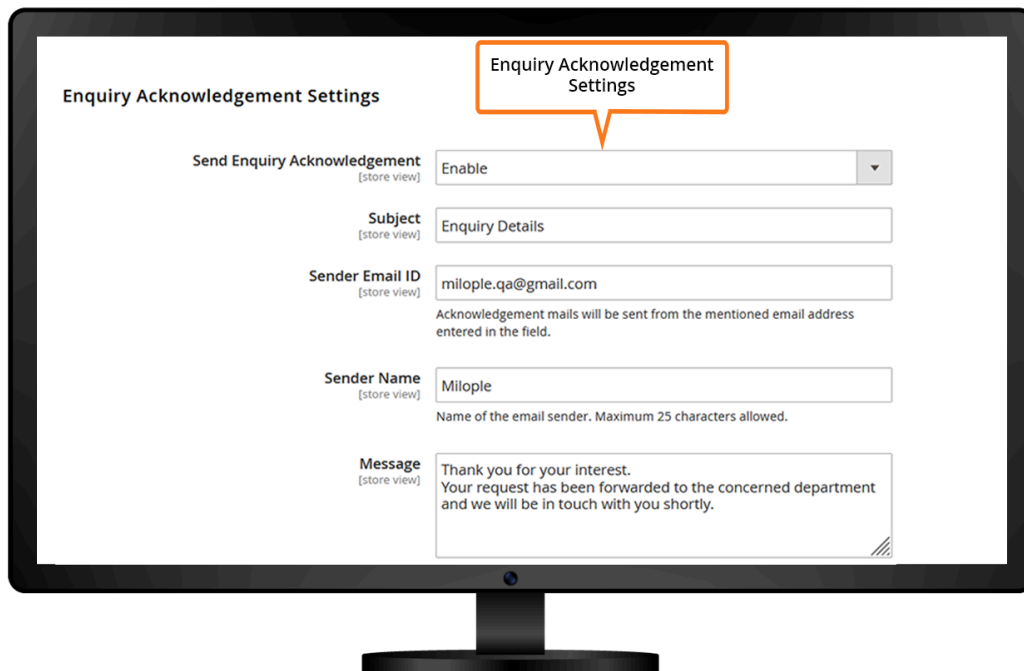
2. Enquiry Acknowledgement Settings

The admin can enable enquiry acknowledgement.

Facilitates admin to add the subject for the form.

The admin can add the email address of the sender.

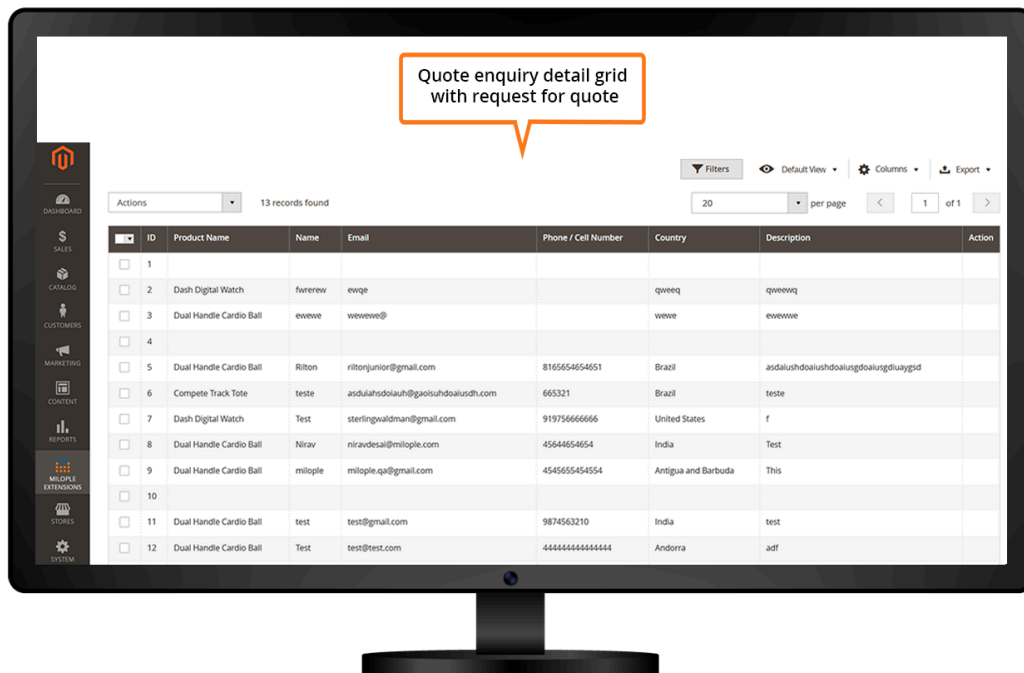
Allows the admin to add the sender name and message for the enquiry form.



The screenshot shows a computer monitor displaying a web form titled "Enquiry Acknowledgement Settings". An orange callout box points to the title. The form contains the following fields:

- Send Enquiry Acknowledgement** [store view]: A dropdown menu set to "Enable".
- Subject** [store view]: A text input field containing "Enquiry Details".
- Sender Email ID** [store view]: A text input field containing "milople.qa@gmail.com". Below this field is a note: "Acknowledgement mails will be sent from the mentioned email address entered in the field."
- Sender Name** [store view]: A text input field containing "Milople". Below this field is a note: "Name of the email sender. Maximum 25 characters allowed."
- Message** [store view]: A text area containing the text: "Thank you for your interest. Your request has been forwarded to the concerned department and we will be in touch with you shortly."

Magento 2 Request for Quote extensions offers a backend grid for admins to easily manage the quote enquiries.



The screenshot displays the Magento 2 Request for Quote extension's backend grid. A callout box points to the grid with the text "Quote enquiry detail grid with request for quote". The grid shows 13 records with columns for ID, Product Name, Name, Email, Phone / Cell Number, Country, Description, and Action. The left sidebar contains navigation links for Dashboard, Sales, Catalog, Customers, Marketing, Content, Reports, Multiple Extensions, Stores, and System.

Quote enquiry detail grid with request for quote

Filters Default View Columns Export

Actions 13 records found 20 per page 1 of 1

ID	Product Name	Name	Email	Phone / Cell Number	Country	Description	Action
1							
2	Dash Digital Watch	fwereew	ewqe		qweeq	qweeq	
3	Dual Handle Cardio Ball	ewewe	weewe@		weve	ewewe	
4							
5	Dual Handle Cardio Ball	Riton	ritonjunior@gmail.com	8165654654651	Brazil	asdaushdoalushdoalungdoalungdiuaygsd	
6	Complete Track Tote	teste	asduahsdolauih@gaolsuhdoalushdh.com	665321	Brazil	teste	
7	Dash Digital Watch	Test	sterlingvaldman@gmail.com	919756666666	United States	f	
8	Dual Handle Cardio Ball	Nirav	niravdesai@miople.com	45644654654	India	Test	
9	Dual Handle Cardio Ball	miople	miople.qa@gmail.com	454565545454	Antigua and Barbuda	This	
10							
11	Dual Handle Cardio Ball	test	test@gmail.com	9874563210	India	test	
12	Dual Handle Cardio Ball	Test	test@test.com	4444444444444444	Andorra	adf	

The customers are requested to fill the required details for the enquiry form.

Enquiry Form for Gadget Deals USB Flameless, Windproof, Electronic and Rechargeable Cigarette Lighter

Name:
test

E-mail:
test@milople.com

Country :
India

Phone Number:
9876543210

Description:
test

File:
Browse... No files selected. ☒ I agree to the terms and conditions

Clear Submit

Enquiry form for customer

